

January Songbook



January 28, 2020

Old City Hall Restaurant—Upstairs

7400 Monterey St. Gilroy

- | | |
|-----------------------------|---------------------------------------|
| 2 Bring Me Sunshine | 18 Ripple |
| 3 Blue Skies | 20 Sea of Love |
| 4 Act Naturally | 21 Singin' In The Rain |
| 6 Build Me Up Buttercup | 22 Sunshine on My Shoulder |
| 8 Day-O (Banana Boat Song) | 24 Sunny Side of the Street |
| 9 Hanalei Moon | 25 Tonight You Belong To Me |
| 10 I Saw Her Standing There | 26 Vive L'Amour |
| 12 I'll Follow The Sun | 28 With A Little Help From My Friends |
| 13 Island Style | 30 You Send Me |
| 14 Jambalaya | 31 You've Got A Friend In Me |
| 15 Rainy Days & Mondays | 32 Happy Trails/Aloha 'Oe |
| 16 Keep on the Sunny Side | |

BREAK: OPEN MIC



Bring Me Sunshine

(INTRO:) /Dm /G7 /C /C\

(VERSE 1:)

Bring me sunshine, in your smile, /C / /DM /
 Bring me laughter, all the while /G7 / /C /
 In this world where we live, there should be more happiness /C7 / /F /
 So much joy you can give, to each brand new bright tomorrow /D7 / /G7\ /G7\

(VERSE 2:)

Make me happy, through the years, /C / /Dm /
 Never bring me, any tears /G7 / /C /
 Let your arms be as warm as the sun from up above /C7 / /F /D7
 Bring me fun, bring me sunshine, and bring me love /Dm /G7 /C /C\

second time go to (TAG)

(VERSE 3:)

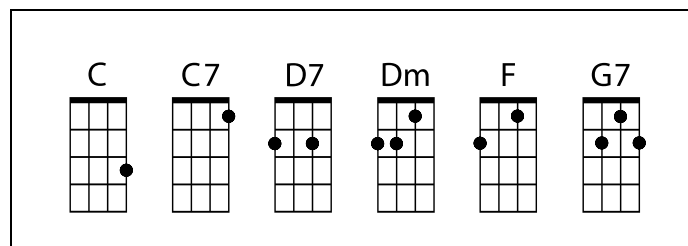
Bring me sunshine, in your eyes /C / /Dm /
 Bring me rainbows, from the clear blue skies /G7 / /C /
 Life's too short to be spent having anything but fun /C7 / /F /
 We can be so content if we gather little sunbeams /D7 / /G7\ /G7\

(VERSE 4)

Be light hearted, all day long, /C / /Dm /
 Keep me singing, happy songs /G7 / /C /
 Let your arms be as warm, as the sun from up above /C7 / /F /D7
 Bring me fun, bring me sunshine, and bring me love /Dm /G7 /C /C\

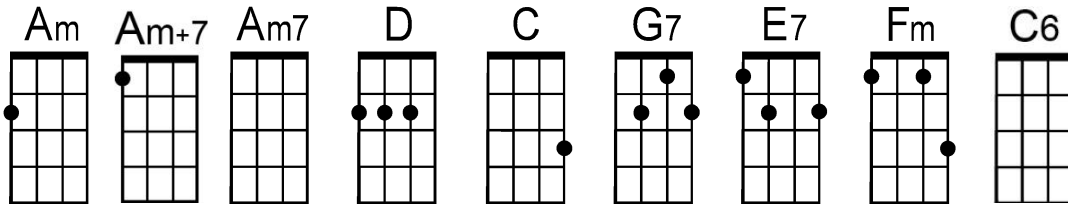
(REPEAT VERSES 1 & 2)

(TAG:) /Dm /G7 /C
 Bring me fun, bring me sunshine, and bring me love



Blue Skies

by Irving Berlin (1926)



Am . . . | Am+7 . . . | Am7 . . . | D .
 Blue— skies— smiling at me—
 . . . | C . . . | G7 . . . | C . . . | E7 . . . |
 Nothing but blue— skies— do I see—
 Am . . . | Am+7 . . . | Am7 . . . | D .
 Blue— birds— singing a song—
 . . . | C . . . | G7 . . . | C . . . | . . . |
 Nothing but blue— birds— all day long—

C . . . | Fm . C . | Fm . C . | G7 . C . |
 Never saw the sun— shining so bright. Never saw things— going so right—
 C . . . | Fm . C . | Fm . C . | G7 . C \ E7 \ |
 Notic-ing the days— hur-ry-ing by— When you're in love— my how they fly—y

Am . . . | Am+7 . . . | Am7 . . . | D .
 Blue— days— All of them gone—
 . . . | C . . . | G7 . . . | C . . . | . . . |
 Nothing but blue— skies— From now on—

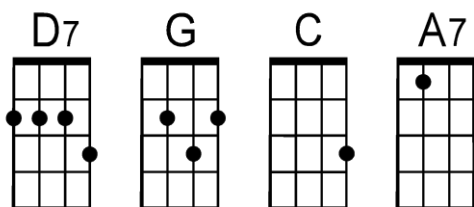
Inst: Am . . . | Am+7 . . . | Am7 . . . | D .
 . . . | C . . . | G7 . . . | C . . . | E7 . . . |
 Am . . . | Am7 . . . | Am . . . | D .
 . . . | C . . . | G7 . . . | C . . . | . . . |

C . . . | Fm . C . | Fm . C . | G7 . C . |
 Never saw the sun— shining so bright. Never saw things— going so right—
 C . . . | Fm . C . | Fm . C . | G7 . C \ E7 \ |
 Notic-ing the days— hur-ry-ing by— When you're in love— my how they fly—y

Am . . . | Am+7 . . . | Am7 . . . | D .
 Blue— skies— smiling at me—
 . . . | C . . . | G7 . . . | C . . . | E7 . . . |
 Nothing but blue— skies— do I see—
 Am . . . | Am+7 . . . | Am7 . . . | D .
 Blue— days— All of them gone—
 . . . | C . . . | G7 . . . | C . . . | C6 \ |
 Nothing but blue— skies— From now on—

Act Naturally

Johnny Russell and Voni Morrison (1963) (as sung by the Beatles)



song is in cut time (2/2)

. | D7 . | . . | G . | G\ . |
 A -----
 E -3--2--0-----3--3-----
 C -----2-----2--2-----2-----2-----
 G -----2~4-----2~4-----4--0-----

G . | . . | C . | . . |
 They're—gonna put me in the mo-vies

G . | . . | D7 . | . . |
 They're gonna make a big star out of me

| G . | . . | C . | . . |
 We'll make a film about a man that's sad and lonely

| D7 . | . . | G . | G\ ---
 and all I gotta do is act natural-ly

| D7 . | . . | G . | . . |
Bridge: Well I'll bet you I'm gonna be a big star

| D7 . | . . | G . | . . |
 Might win an Oscar, you can never tell

| D7 . | . . | G . | . . |
 The movies gonna make— me a big star

| A7 . | . . | D7 . | . . |
 Cuz' I can play the part— so well—

| G . | . . | C . | . . |
 Well I hope you come and see me in the movies

G . | . . | D7 . | . . |
 Then I'll know that you will plainly see

| G . | . . | C . | . . |
 The biggest fool that ever hit the big time

| D7 . | . . | G . | . . |
 And all I gotta do is act natural-ly



. |D7 . | . . |G . | . . |D7 . | . . |G . | . .
 A -----
 E -3-2-0-----3-3-----3-2-0-----3-3-----0--
 C -----2-----2-2-----2-----2-----2-----2-2-----2-----2-2-----2-
 G -----2~4-----2~4-----4-0-----2~4-----2~4-----2~4-----4-0-----

| G . . . | . . . | C . | . . .
 We'll make the scene about a man that's sad and lonely

| G . . . | . . . | D7 . | . . .
 and beggin' down u-pon his bended knee

| G . . . | . . . | C . | . . . |
 I'll play the part but I won't need re-hearsin'

D7 . . . | . . . | G . | G\ ---
 All I have to do is act natural-ly

| D7 . . . | . . . | G . . | . . .
Bridge: Well I'll bet you I'm gonna be a big star

| D7 . . . | . . . | G . . | . . .
 Might win an Oscar, you can never tell

| D7 . . . | . . . | G . . | . . .
 The movies gonna make— me a big star

| A7 . . . | . . . | D7 . . | . . .
 Cuz' I can play the part— so well—

| G . . . | . . . | C . . | . . . |
 Well I hope you come and see me in the movies

G . . . | . . . | D7 . . | . . .
 Then I'll know that you will plainly see

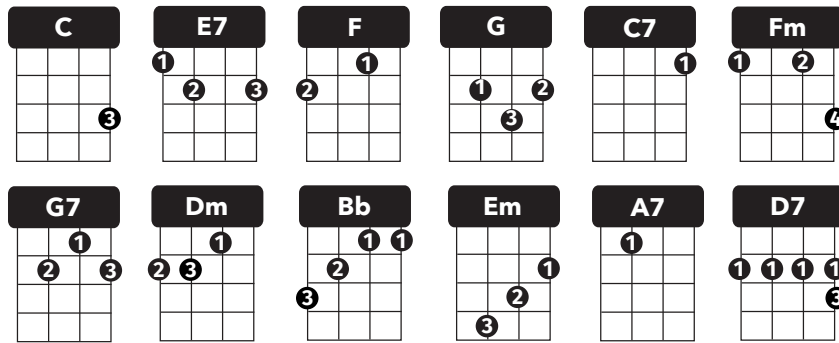
| G . . . | . . . | C . . | . . .
 The biggest fool that ever hit the big time

| D7 . . . | . . . | G . . | . . .
 And all I gotta do is act natural-ly

. |D7 . | . . |G . |G\
 A -----
 E -3-2-0-----3-3-----
 C -----2-----2-2-----2-----2-----
 G -----2~4-----2~4-----4-0-----

BUILD ME UP, BUTTERCUP

by Mike d'Abo and Tony Macaulay (of The Foundations), 1968
 Ukulele arrangement by Cynthia Lin, <http://cynthialin.com/ukulele>



chucking strum: [du Xu] x 2 per chord, X = chuck; / = one strum

INTRO C E7 F G | C E7 F G | G/ (Why do you) dudududu

CHORUS

<p style="text-align: center;">C</p> <p>Why do you build me up (build me up)</p> <p style="text-align: center;">F</p> <p>Just to let me down (let me down)</p> <p style="text-align: center;">C</p> <p>And then worst of all (worst of all)</p> <p style="text-align: center;">F</p> <p>When you say you will (say you will)</p> <p style="text-align: center;">C</p> <p>I need you (I need you)</p> <p style="text-align: center;">F</p> <p>You know that I have from the start</p> <p style="text-align: center;">C</p> <p>So build me up</p>	<p style="text-align: center;">E7</p> <p>Buttercup, baby</p> <p style="text-align: center;">G</p> <p>and mess me around</p> <p style="text-align: center;">E7</p> <p>you never call, baby</p> <p style="text-align: center;">G</p> <p>but I love you still</p> <p style="text-align: center;">C7</p> <p>more than anyone, darlin'</p> <p style="text-align: center;">Fm</p> <p>[F/ F/ C/ Dm/] [C/ - G7]*</p>
---	--

udududu

VERSE

<p style="text-align: center;">[C - G]</p> <p>"I'll be over at ten," you told me time and again</p> <p style="text-align: center;">[C - G]</p> <p>I went to the door, I can't take any more</p> <p style="text-align: center;">[F - F/ F/]</p> <p>down again (Hey hey</p> <p style="text-align: center;">[G7 - G7/ G7/]</p> <p>try to find (Hey hey</p> <p style="text-align: center;">Dm</p> <p>I'll be home,</p>	<p style="text-align: center;">[Bb - F]</p> <p>But you're late, I wait around and then</p> <p style="text-align: center;">[Bb - F]</p> <p>It's not you, you let me</p> <p style="text-align: center;">Dm</p> <p>hey) Baby, baby</p> <p style="text-align: center;">Em</p> <p>hey) A little time, and I'll make you mine</p> <p style="text-align: center;">D7</p> <p>I'll be beside the phone waiting for you</p>	<p style="text-align: center;">C F</p> <p>But you're late, I wait around and then</p> <p style="text-align: center;">C</p> <p>you let me</p> <p style="text-align: center;">A7</p> <p>A little time, and I'll make you mine</p> <p style="text-align: center;">G G/ (no chord)</p> <p>Ooh Ooh (Why do you)</p>
--	---	--



CHORUS

C **E7**
 Why do you build me up (build me up) Buttercup, baby
F **G**
 Just to let me down (let me down) and mess me around
C **E7**
 And then worst of all (worst of all) you never call, baby
F **G**
 When you say you will (say you will) but I love you still
C **C7**
 I need you (I need you) more than anyone, darlin'
F (hits) **Fm**
 You know that I have from the start *udududu*
C **G7** **[F / F/ C/ Dm/]** **[C/ - G7]***
 So build me up Buttercup, don't break my heart

VERSE

[C - G] [Bb - F] C F
 To you I'm a toy but I could be the boy you adore, if you'd just let me know
[C - G] [Bb - F] C
 Although you're untrue, I'm attracted to you all the more, Why do I
[F - F/ F/] Dm
 need you so (Hey hey hey) Baby, baby
[G7 - G7/ G7/] Em A7
 try to find (Hey hey hey) A little time, and I'll make you mine
Dm D7 G G/ (no chord)
 I'll be home, I'll be beside the phone waiting for you Ooh Ooh (Why do you)

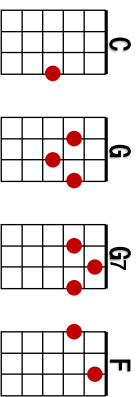
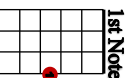
CHORUS

C **E7**
 Why do you build me up (build me up) Buttercup, baby
F **G**
 Just to let me down (let me down) and mess me around
C **E7**
 And then worst of all (worst of all) you never call, baby
F **G**
 When you say you will (say you will) but I love you still
C **C7**
 I need you (I need you) more than anyone, darlin'
F/ F/ F/ F/ F/ F/ Fm
 You know that I have from the start
C **G7** **F / F/ C/ Dm/** **end C/**
 So build me up Buttercup, don't break my heart

Day-O (The Banana Boat Song)

Traditional (Harry Belafonte, 1956)

YouTube video tutorial: http://youtu.be/EWh_hOIBPvc



INTRO:

[A CAPELLA]

Day-o, day--a-a-o

Daylight come an me wan go home

Day, me say day-a-a-o

Daylight come an me wan go home

VERSE 1:

[CHUCKING: D-CHUCKU-UCHUCKU]

Work all night on a drink of rum

Daylight come and me wan go home

Daylight come and me wan go home

Stack banana till de morning come

Daylight come and me wan' go home

Daylight come and me wan' go home

BRIDGE:

Come, Mister tally man, tally me banana

Daylight come and me wan go home

Come, Mister tally man, tally me banana

Daylight come and me wan go home

Come, Mister tally man, tally me banana

Daylight come and me wan go home

VERSE 2:

Lift six hand, seven hand, eight hand bunch

Daylight come and me wan go home

Six hand, seven hand, eight hand bunch

Daylight come and me wan' go home

Daylight come and me wan' go home

Daylight come and me wan' go home

Daylight come and me wan' go home

CHORUS:

Day-o, day-a-a-o

Daylight come an me wan go home

Day-o, day-a-a-o

Daylight come an me wan go home

Daylight come an me wan go home

Daylight come an me wan go home

VERSE 3:

A beautiful bunch of ripe banana

Daylight come and me wan go home

Daylight come and me wan go home

Hide the deadly black tarantula

Daylight come and me wan' go home

Daylight come and me wan' go home

REPEAT VERSE 2

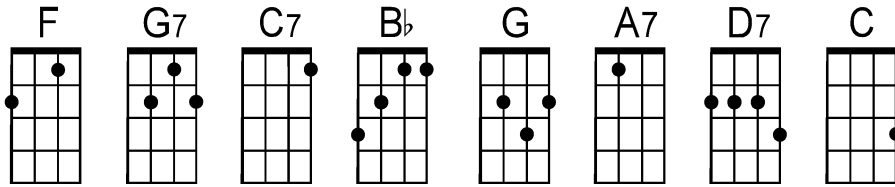
REPEAT CHORUS

REPEAT BRIDGE

REPEAT CHORUS

Hanalei Moon

By Bob Nelson



. . . | F . . . | . . . | G7 . . . | . . .
 When you see-e-e-e-e Hana-lei by moo-oon-li-i-ight
 . . . | C7 . . . | . . . | F . . . | C7 . . .
 You will be-e-e in heaven by the sea.
 . . . | F . . . | . . . | G7 . . . | . . .
 Every bree-e-e-e-eze, every wave will whi-is-per,
 . . . | C7 . . . | . . . | F . . . | C7 . . . |
 You are mi-i-ine, don't ever go a-way.

F . . . | . . . | G7 . . . | . . .
Chorus: Ha-a-a-na-lei, Hana-lei moon,
 . . . | C7 . . . | . . . | Bb . . . | F . . . |
 is lighting be-lov-ed Kau-ai-ai-ai-i-i-i-i
 F . . . | . . . | G7 . . . | . . .
 Ha-a-a-na-lei, Hana-lei moon,
 . . . | C7 . . . | . . . | F . . . | . . .
 A---lo--o-ha no wau- i- a- o- e

Instrumental:

. . . | F . . . | . . . | G7 . . . | . . . | C7 . . . | . . . | F . . . | C7 . . .
 . . . | F . . . | . . . | G7 . . . | . . . | C7 . . . | . . . | F . . . | **D7 . . .**

(change to key of G)

. . . | G . . . | . . . | A7 . . . | . . .
 When you see-e-e-e-e Hana-lei by moo-oon-li-i-ight
 . . . | D7 . . . | . . . | G . . . | D7 . . .
 You will be-e-e in heaven by the sea.
 . . . | G . . . | . . . | A7 . . . | . . .
 Every bree-e-e-e-eze, every wave will whi-is-per,
 . . . | D7 . . . | . . . | G . . . | D7 . . . |
 You are mi-i-ine, don't ever go a-way.

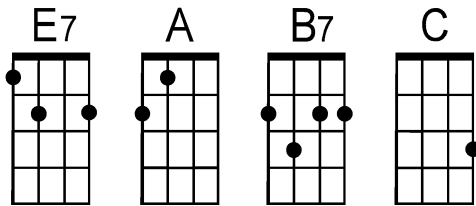
G . . . | . . . | A7 . . . | . . .
Chorus: Ha-a-a-na-lei, Hana-lei moon,
 . . . | D7 . . . | . . . | C . . . | G . . . |
 Is lighting be-lov-ed Kau-ai-ai-ai-i-i-i-i
 G . . . | . . . | A7 . . . | . . .
 Ha-a-a-na-lei, Hana-lei moon,
 . . . | D7 . . . | . . . | G . . . | . . .
 A---lo--o-ha no wau- i- a- o- e

(slower tempo):

. . . | D7 . . . | . . . | G . . . | G |
 A---lo--o-ha no wau- i- a- o- e

I Saw Her Standing There

by Paul McCartney and John Lennon



Intro: one, two, three, four! E7 . . . | | | .

. . . . | E7 | | A | E7
Well she was— just se-ven—tee-eeen you know what I mea-ean—
. . . . | | | B7 | |
and the way she looked was way be-yond com-par-are—
E7 | | A | C
How— could I— dance— with an—oth-er— Oh—
. . . . | E7 | B7 | E7 |
When I saw— her— sta—anding there?

. . . | E7 | | A | E7
Well, she— looked at— me-e and I— I could see-ee
. . . . | | | B7 | |
that be-fore too long I'd fall in love with her—er—
E7 | | A | C
She— wouldn't dance— with an—oth-er— Oh—
. . . | E7 | B7 | E7 |
and I saw— her— sta—anding there

. . . | A | | | |
Bridge: Well, my heart— went— boom, when I crossed that— room—
. . . | A | | B7 | A |
and I held— her— hand— in— mi-i—ine—

. . . | E7 | | A | E7
Whoa, we danced through the— ni—ight and we held each oth-er ti—ight
. . . | | | B7 | |
and be-fore too long I fell in love with her—er—
. . . | E7 | | A | C
Now, I'll— nev-er dance— with an—oth-er— Oh—
. . . | E7 | B7 | E7 | |
When I saw— her— sta—anding there

Instrumental: E7 . . . | | A . . . | E7 . . . |
E7 . . . | | B7 . . . | |
E7 . . . | | A . . . | C . . . | E7 . . . | B7 . . . | E7 . . . | . . .



Bridge: Well, my heart— went— boom, when I crossed that— room—
and I held— her— hand— in— mi-i————ine————

Whoa, we danced through the— ni—ight and we held each oth—er ti—ight
and be—fore too long I fell in love with her—er——

Now, I'll— nev—er dance— with an— oth—er—— Oh——

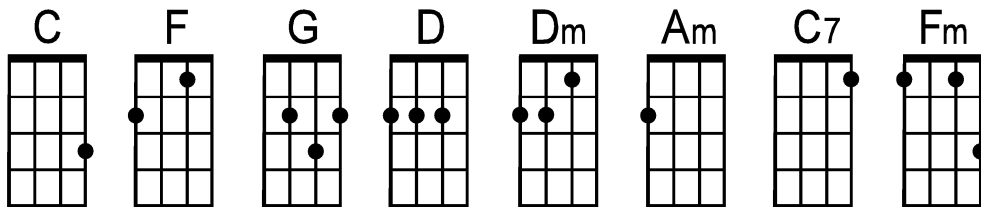
Since I saw— her— sta——anding there

Whoa, since I— saw— her— sta——anding there

Yeah, well since I— saw— her— sta——anding there—— **E7**

I'll Follow the Sun

by John Lennon and Paul McCartney (1964)



Intro: C . G . | F . C . |

G . . . | F . . . | C . . . | D . . .
 One— day—, you'll— look—, to see I've gone—
 . | C . . Am . | D . G . | C . . . | F . C . |
 For to-morrow may rain so, I'll fol— low the sun—
 G . . . | F . . . | C . . . | D . . .
 Some— day—, you'll— know—, I was the one—
 . | C . . Am . | D . G . | C . . . | C7
 But to-morrow may rain so, I'll fol— low the sun—

Bridge: . . . | Dm . . . | Fm . . . | C . . . | C7
 And now the time has come—, and so my love, I must go—
 . . . | Dm . . . | Fm . . . | C . . . | Dm . . . |
 And though I lose a friend—, in the end you will know—, Oh— oh-oh

G . . . | F . . . | C . . . | D . . .
 One— day—, you'll— find—, that I have gone—
 . | C . . Am . | D . G . | C . . . | F . C . |
 For to-morrow may rain so, I'll fol— low the sun—

Instrumental: G . . . | F . . . | C . . . | D . . .
 A-----0-----3-2-5-----
 E-----3-----3-----
 C-2-----3-----
 G-----

. | C . . Am . | D . G . | C . . . | C7
 Yes to-morrow may rain so, I'll fol— low the sun—

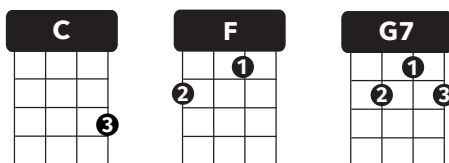
Bridge: . . . | Dm . . . | Fm . . . | C . . . | C7
 And now the time has come—, and so my love, I must go—
 . . . | Dm . . . | Fm . . . | C . . . | Dm . . . |
 And though I lose a friend—, in the end you will know—, Oh— oh-oh

G . . . | F . . . | C . . . | D . . .
 One— day—, you'll— find—, that I have gone—
 . | C . . Am . | D . G . | C . . . | F . C |
 For to-morrow may rain so, I'll fol— low the sun—

ISLAND STYLE

by John Cruz, 1996

Ukulele arrangement by Cynthia Lin, <http://cynthialin.com/ukulele>



island strum: 1 per chord; on split measure play [d du - d du]

INTRO **C** **G7** **C** **C**

CHORUS X 2

	F	F	C	C
On the island,			we do it island style	
	C		G7	C C7 1st time
From the mountain to the ocean, from the windward to the leeward side				C 2nd time

VERSE 1	C	[F - C]
Mama's in the kitchen cooking		dinner real nice
	C	[G7 - C]
Beef stew on the stove, lomi		salmon with the ice
	C	[F - C]
We eat and drink and we		sing all day
	C	[G7 - C]
Kanikapila in the		old Hawaiian way (On the ...)

REPEAT CHORUS

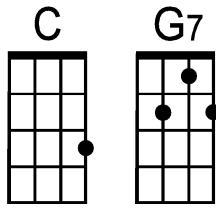
VERSE 2	C	[F - C]
We go grandma's house on the		weekend clean yard
	C	[G7 - C]
If we no go, grandma		gotta work hard
	C	[F - C]
You know my grandma, she like the		poi real sour
	C	[G7 - C]
I love my grandma every		minute, every hour (On the ...)

REPEAT CHORUS

ENDING	C	G7	C	C
From the mountain to the ocean, from the windward to the leeward side				
	C	G7	C	[tag C/ G7/ C/]
From the mountain to the ocean, from the windward to the leeward side				

Jambalaya On the Bayou

by Hank Williams (1952)



Good-bye Joe, me gotta go, me oh my oh
me gotta go pole the pirogue down the bayou.
My Y-vonne, the sweetest one, me oh my oh
Son of a gun, we'll have big fun, on the bayou

Chorus:
Jam-ba-laya, crawfish pie and fillet gumbo
'Cause to-night, I'm gonna see my cher a-mi-o
Pick gui-tar, fill fruit jar, and be gay-o
Son of a gun, we'll have big fun on the bayou

Thibo-daux, Fontain-eaux, the place is buzzin'
Kin folk come to see Y-vonne, by the dozen
Dress in style, go hog wild, me oh my oh
Son of a gun, we'll have big fun, on the bayou

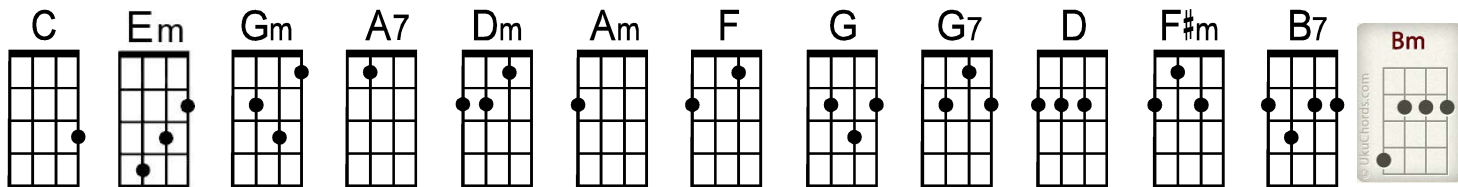
Chorus:
Jam-ba-laya, crawfish pie and fillet gumbo
'Cause to-night, I'm gonna see my cher a-mi-o
Pick gui-tar, fill fruit jar, and be gay-o
Son of a gun, we'll have big fun on the bayou C\ G7\ |C\

San Jose Ukulele Club

(v2 -10/9/17)

Rainy Days and Mondays (Key of C to D)

by Roger Nichols and Paul Williams(1971)



Sing G

C . Em . |Gm . A7 . |Dm . Em . |Dm . Em . |
 Talking to my-self and feeling old— Sometimes I'd like to quit, nothing ever seems to fit

Am . F . |Dm . C . |Dm . F . |C . . . |
 Hanging a-round— nothing to do but frown— Rainy days and Mondays always get me down—

C . Em . |Gm . A7 . |Dm . Em . |Dm . Em . |
 What I've got they used to call the blues— Nothing is really wrong, feeling like I don't be-long,

Am . F . |Dm . C . |Dm . F . |C . . . |
 Walking a-round— some kind of lonely clown— Rainy days and Mondays always get me down—

Bridge: Am . F . |Dm . C . |
 Funny, but it seems I always wind up here with you—

Em . F . | . G . . |
 Nice to know some-body loves me—

Am . F . |Dm . C . |
 Funny, but it seems that it's the only thing to do—

Em . F . | . G . . |F . G . |
 Run and find the one who loves me— *the one who loves— me—*

C . Em . |Gm . A7 . |Dm . Em . |Dm . Em . |
 What I feel has come and gone be-fore— No need to talk it out, we know what it's all a-bout,

Am . F . |Dm . C . |Dm . F . |C . . . |
 Hanging a-round— nothing to do but frown— Rainy days and Mondays always get me down—

Half Bridge:

Am . F . |Dm . C . |
 Funny, but it seems that it's the only thing to do—

Em . F . | . G . . |F . G7 . |
 Run and find the one who loves me— oo-oo-Ooo-oo

Key change:

D . F#m . |Am . B7 . |Em . F#m . |Em . F#m . |
 What I feel has come and gone be-fore— No need to talk it out, we know what it's all a-bout,

Bm . G . |Em . D . |Em . G . |D . . . |
 Hanging a-round— nothing to do but frown— Rainy days and Mondays al-ways get me down—

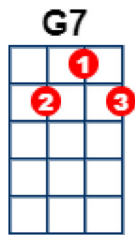
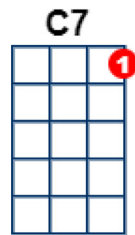
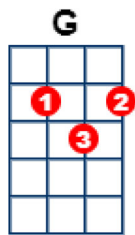
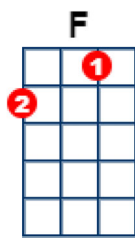
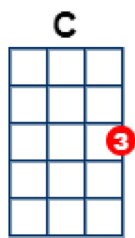
Bm . G . |Em . D . |Em . . . |G\ -- -- -- |D\
 Hanging a-round— nothing to do but frown— Rainy days and Mondays al— ways get— me down—

San Jose Ukulele Club

(v2b - 10/24/16)

Keep on the Sunny Side

Carter Family



Strum Pattern : | d - D u d u D u | :

C F C
 There's a dark and a troubled side of life
 G
 There's a bright there's a sunny side too
 C
 Though we meet with the darkness and strife
 G C
 The sunny side we also may view

Chorus:

C C7 F C
 Keep on the sunny side always on the sunny side
 G G7
 Keep on the sunny side of life
 C C7 F C
 It will help us every day it will brighten all the way
 G7 C
 If we keep on the sunny side of life

F C
 The storm and its fury broke to-day
 G
 Crushing hopes that we cherish so dear
 C
 Clouds and storms will in time pass a-way
 G C
 The sun again will shine bright and clear

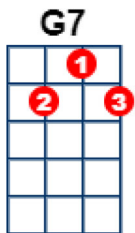

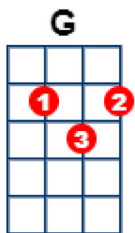
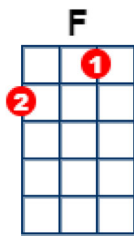
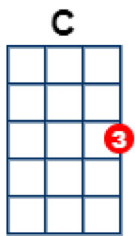
Chorus:

C C7 F C
Keep on the sunny side always on the sunny side

G G7
Keep on the sunny side of life

C C7 F C
It will help us every day it will brighten all the way

G7 C
If we keep on the sunny side of life



F C
Let us greet with the song of hope each day

G
Though the moment be cloudy or fair

C
Let us trust in our Savior a-way

G C
Who keepeth everyone in His care

Chorus:

C C7 F C
Keep on the sunny side always on the sunny side

G G7
Keep on the sunny side of life

C C7 F C
It will help us every day it will brighten all the way

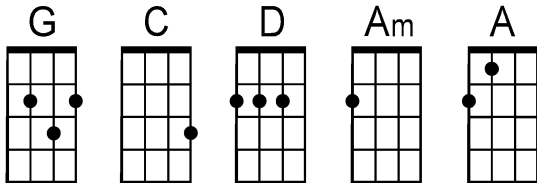
G7 C C
If we keep on the sunny side of life

G7 C C
If we keep on the sunny side of life

G7 C C G C
If we keep on the sunny side of life

Ripple

By Robert Hunter & Jerry Garcia



Strum: V V ^ ^ V ^
1 2 & - & 4 &

Intro:

Intro guitar notation (first system):

A: . . . | **G** . . . | | **C** . . . | | | | **G**

E: 0 2 0-2 0 3 3 0 0 2 3 3 0 0 2 3 0

C: 0 2 3 3 0 0 2 3 0 0 2 3 0

G: 4 2 4 2

Intro guitar notation (second system):

A: . . . | **G** . . . | | **C** . . . | | **G** . . . | **D** . . . | **C** . . . | **G** . . . |

E: 0 2 0-2 0 3 3 0 0 2 3 0 0 2 3 0 0 3 3 3

C: 0 2 3 3 0 0 2 3 0 0 2 3 0

G: 4 2 4 2

G . . . | | | **C** . . . |

If my words did glow— with the go-oid of sun—shine—

and my tunes— were pla—yed on a harp— un—strung **G**

Would you hear my voice— come thro-ugh the mu—sic—? **C**

Would you hold— i— it near— as it— were your own? **G**

. . . | | | **C** . . . |

It's a hand-me- down— The thou-ghts are bro— ken—

Per-haps they're better— left— un—sung— **G**

I don't know—, don't re-eally ca—re— **C**

G . . . | **D** . . . | **C** . . . | **G** . . . | |

Let— there be songs— to fill the- air— **A**—3—0— **E**—2—

Chorus: **Am** . . . | | **D** . . . |

Ri— ip—ple in— still wa-a-ter—

Where there is no peb-ble tossed Nor wind— to— blow— **A** **D**

. . . | **G** . . . | | **C** . . . |

Reach out your- hand— if your cu—up is emp—ty—

If your cup— is full— may it be— a—gain **G**

Let it be— known— there i— is a foun—tain— **C**

G . . . | **D** . . . | **C** . . . | **G** . . . |

that— was not made— by the hands of men



There is a— road— no si—mple high—way— **C**

Be—tween— the dawn— and the dark— of— night **G**

And if you— go— no o—one may fol—low— **C**

That— path is for— your steps a—lone— **G D C G**
A—3—0—
E—2

Chorus: Am Ri—ip—ple in— still wa—a—ter— **D**

Where there is no peb—ble tossed Nor wind— to— blow— **G C A D**

You who— choose— to le—ead must fol—low— **G C**

But if— you fall you fall— a—lone **G**

If you should stand— then who—o's to guide— you—? **C**

If I— kne—ew the way— I would— take you home **G D C G**

Ending: G Lada da da Daa— La da—ah da Da— Da— **C**

Lada Da— da dada— Lada Da— Da— Da **G**

Lada da da Daa— La da—ah da Da— Da— **C**

La— Da Da Da— La—da— Da Da **G\ D C G**
 Daa—

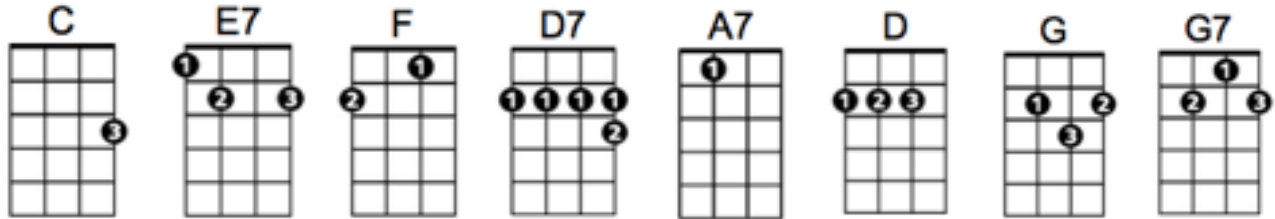
San Jose Ukulele Club

(v6- 5/13/16)

SEA OF LOVE

by Phil Phillips and George Khoury

Ukulele arrangement by Cynthia Lin, <http://cynthialin.com/ukulele>



fingerpicking pattern: [1 - 2 - (34) - 2] x 2 per chord

chucking strum: [down - up | chuck - up] x 2 per chord

INTRO (pick) **C**

VERSE (pick)

C	E7	F	D7	A7	D	G	G7
Come with me,	my love,	to the sea,	The sea of love				
[C - A7]	[D - G]	C	G7 // (two hits - optional pick transition)				
I wanna tell you,	how much I love	you					

G7

A-----2- |

E-1----- |

C---2---- |

G----- |

VERSE (strum)

C	E7	F	D7
Do you remember	when we met?	That's the day I	knew you were my pet
[C - A7]	[D - G]	[C - F]	C
I wanna tell you,	how much I love	you	

BRIDGE (strum)

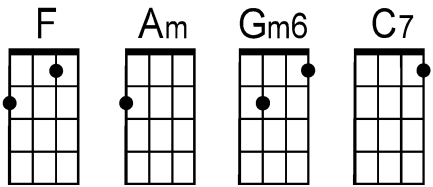
G	F	G	F	E7	G
Come with	me,	to the sea,	of	love!	

VERSE + END TAG (strum)

C	E7	F	D7
Do you remember	when we met?	That's the day I	knew you were my pet
[C - A7]	[D - G]		
I wanna tell you,	just how much I		
[C - A7]	[D - G]		
I wanna tell you,	just how much I		
[C - A7]	[D - G]	F	C /
I wanna tell you,	just how much I love	you	

Singin' In the Rain

by Nacio Herb Brown and Arthur Freed (1929)



Intro tab:

F . . . | . . . F (hold)

A—0-----0-----

E—1---3---1---1---1---3---1---3---

C-----2-----2-----

G-----

sing c Do-doo doo doo do-doo do-doo doo do-doo doo

Verse 1

| F . Am . | F . Am . | F . Am . | F . Am

I'm sing—ing in the rain— just sing—ing in the rain—

. | F . Am . | F . Am . | Gm6 . C7 . | Gm6 . C7

What a glor—ious feel—ing, I'm ha—ppy a—gain—

. | Gm6 . C7 . | Gm6 . C7 . | Gm6 . C7 . | Gm6 . C7

I'm laugh—ing at clouds— so dark— up a—bove—

. | Gm6 . C7 . | Gm6 . C7 . | F . Am . | F . Am

The sun's— in my heart— and I'm rea—dy for love—

Verse 2

. | F . Am . | F . Am . | F . Am . | F . Am |

Let the storm—y clouds chase— every-one— from the place—

F . Am . | F . Am . | Gm6 . C7 . | Gm6 . C7

Come on with the rain— there's a smile— on my face—

. | Gm6 . C7 . | Gm6 . C7 . | Gm6 . C7 . | Gm6 . C7

I walk— down the lane— with a ha—ppy re—frain—

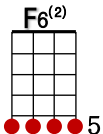
. | Gm6 . C7 . | Gm6 . C7 . | F . .

Just singin' just sing—ing in the rain—

INSTRUMENTAL : Verse 1

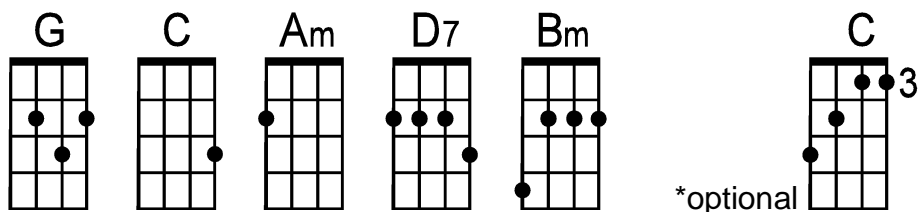
Verse 2

End:



Sunshine On My Shoulders

by John Denver (1971)



Intro: G . C . | G . C . |
(sing d)

Chorus: G . C . | G . C . | G . C . | G . C . |
Sunshine— on my shoulders— makes me happy—
G . C . | G . C . | Am . . . | D7 . . . |
Sunshine— in my eyes— can make me cry—
G . C . | G . C . | G . C . | G . C . |
Sunshine— on the water— looks so lovely—
G . C . | G . C . | G . C . | G . C . |
Sunshine— almost always— makes me high—

G . Am . | Bm . C* . | G . Am . | Bm . C* .
If I— had— a day— that I could give you—
| G . Am . | Bm . C* . | Am . . . | D7 . . . |
I'd give to you— a day— just like— to-day—
G . Am . | Bm . C* . | G . Am . | Bm . C* .
If I— had— a song— that I could sing for you—
| G . Am . | Bm . C* . | G . Am . | Bm . C* . |
I'd sing a song— to make you— feel— this way—

Chorus: G . C . | G . C . | G . C . | G . C . |
Sunshine— on my shoulders— makes me happy—
G . C . | G . C . | Am . . . | D7 . . . |
Sunshine— in my eyes— can make me cry—
G . C . | G . C . | G . C . | G . C . |
Sunshine— on the water— looks so lovely—
G . C . | G . C . | G . C . | G . C . |
Sunshine— almost always— makes me high—

G . Am . | Bm . C* . | G . Am . | Bm . C* .
If I— had— a tale— that I could tell you—
| G . Am . | Bm . C* . | Am . . . | D7 . . . |
I'd tell a tale— sure— to make you— smile—
G . Am . | Bm . C* . | G . Am . | Bm . C* . |
If I— had— a wish— that I could wish— for you—
G . Am . | Bm . C* . | G . Am . | Bm . C* . |
I'd make a wish— for sun— shi-i-ine, all the while—



Chorus: G . C . | G . C . | G . C . | G . C . |
 Sunshine— on my shoulders— makes me happy—
 G . C . | G . C . | Am . . . | D7 . . . |
 Sunshine— in my eyes— can make me cry—
 G . C . | G . C . | G . C . | G . C . |
 Sunshine— on the water— looks so lovely—
 G . C . | G . C . | G . C . | G . C . |
 Sunshine— almost always— makes me high—

G . C . | G . C . | G . Am . | Bm . C* . |
 Sunshine— almost all the time— makes me high—
 G . C . | G . C . | G . Am . | Bm . C . | G\
 Sunshine— almost al— wa— ays

San Jose Ukulele Club
 (v2d - 3/25/19)

Sunny Side of The Street

by Jimmy McHugh, Dorothy Fields

G7 C E7
 Grab your coat and get your hat,
 F G7
 Leave your worries on the door-step
 Am D7
 Just direct your feet
 (Dm7- G7) (C - G7)
 To the sunny side of the street

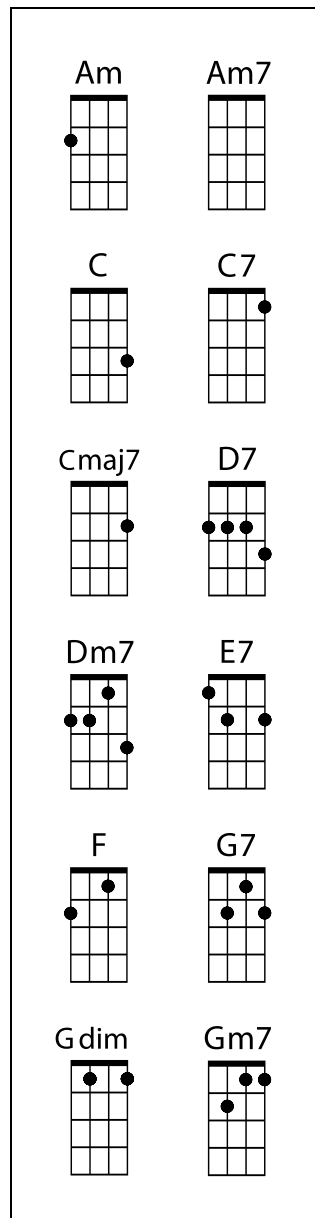
C E7
 Can't you hear that pitter pat
 F G7
 and that happy tune is your step
 Am D7
 Life can be com-plete
 (Dm7- G7) C C
 on the sunny side of the street

(C7 - Gm7) C7
 I used to walk in the shade
 (F - C7) F
 with those blues on pa-rade
 (D7 Am7)D7 (G7 - Gdim\) G7
 But I'm not afraid, this rover, crossed over

C E7
 If I never had a cent,
 F G7
 I'll be rich as Rock-e-fel-ler.
 Am D7
 gold dust at my feet
 (Dm7 - G7) C C
 on the sunny side of the street

(C7 - Gm7) C7
 I used to walk in the shade
 (F - C7) F
 with those blues on pa-rade
 (D7-Am7)D7 (G7 - Gdim\) G7
 But I'm not a-fraid, this rover, crossed over

C E7
 If I never had a cent,
 F G7
 I'll be rich as Rock-e-fel-ler.
 Am D7
 gold dust at my feet,
 (Dm7-G7)
 on the sunny side of the
 (Dm7-G7)
 sunny side of the
 (Dm7- G7) C Cmaj7
 sunny side of the street



TONIGHT YOU BELONG TO ME
 (performed by Steve Martin in "The Jerk")
 By Billy Rose & Lee David

INTRO:

G: **Gsus4** **G**
 ↓-↑ ↓-↑ ↓ ↑-↓ (x2)

VERSE ONE:

G **G7** ↓-↑ ↓-↑ ↓-↑ ↓-↑
 I know (I know) you belong
 C **Cm**
 To somebody new
 G **D** **G (Intro)**
 But tonight, you belong to me

VERSE TWO:

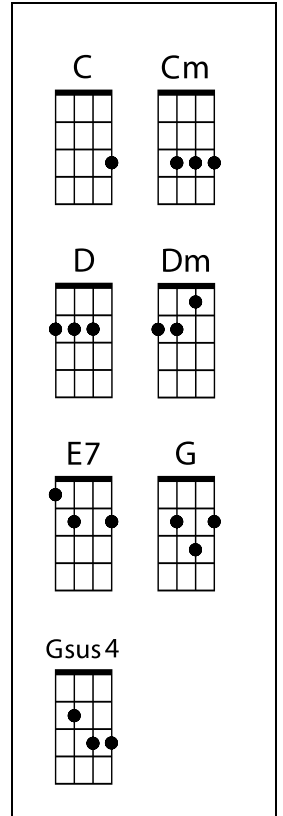
G **G7**
 Although (although) we're apart
 C **Cm**
 You're a part of my heart
 G **D** **G (Intro)**
 And tonight, you belong to me

BRIDGE:

Cm ↓ ↓-↑ ↓-↑ ↓
 Way down by the stream
 Cm
 How sweet it would be
 G **E7**
 Once more, just to dream
 A **D (Stop)**
 In the moonlight

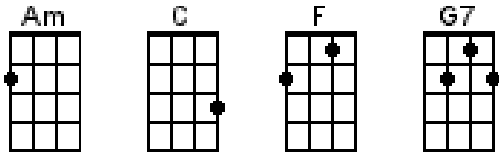
VERSE THREE:

G **G7** ↓-↑ ↓-↑ ↓-↑ ↓-↑
 My honey I know (I know) with the dawn
 C **Cm**
 That you will be gone
 G **D** **G↓**
 But tonight, you belong to me
 D↓ **G↓**
 Just little old me



Vive L'Amour

Traditionelle



INTRO: [C] / [C]

Let [C] every good fellow now join in the song
[C] Vive la [G7] compag-[C]nie!
Suc-[C]cess to each other, and pass it along
[C] Vive la [G7] compag-[C]nie!

CHORUS:

[C] Vive la, vive la [F] vive l'amour
[G7] Vive la, vive la [C] vive la vie
[Am] Vive l'amour [F] vive la vie
[G7] Vive la compag-[C]nie!

A [C] friend on your left, and a friend on your right
[C] Vive la [G7] compag-[C]nie!
In [C] love and good fellowship, let us unite
[C] Vive la [G7] compag-[C]nie!

CHORUS:

[C] Vive la, vive la [F] vive l'amour
[G7] Vive la, vive la [C] vive la vie
[Am] Vive l'amour [F] vive la vie
[G7] Vive la compag-[C]nie!

Now [C] wider and wider our circle expands
[C] Vive la [G7] compag-[C]-nie!
We [C] sing to our comrades in far-away lands
[C] Vive la [G7] compag-[C]nie!

CHORUS:

[C] Vive la, vive la [F] vive l'amour
[G7] Vive la, vive la [C] vive la vie
[Am] Vive l'amour [F] vive la vie
[G7] Vive la compag-[C]nie!

With **[C]** friends all around us we'll sing out our song
[C] Vive la **[G7]** compag-**[C]**nie!
We'll **[C]** banish our troubles, it won't take us long
[C] Vive la **[G7]** compag-**[C]**nie!

CHORUS:

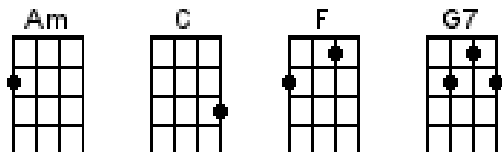
[C] Vive la, vive la **[F]** vive l'amour
[G7] Vive la, vive la **[C]** vive la vie
[Am] Vive l'amour **[F]** vive la vie
[G7] Vive la compag-**[C]**nie!

Should **[C]** time or occasion, compel us to part
[C] Vive la **[G7]** compag-**[C]**nie!
These **[C]** days shall forever enliven our heart
[C] Vive la **[G7]** compag-**[C]**nie!

CHORUS:

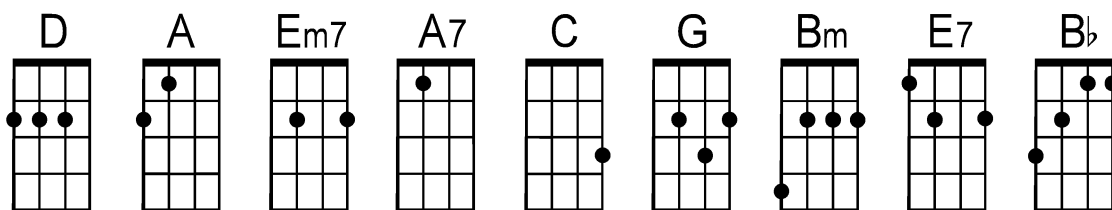
[C] Vive la, vive la **[F]** vive l'amour
[G7] Vive la, vive la **[C]** vive la vie
[Am] Vive l'amour **[F]** vive la vie
[G7] Vive la compag-**[C]**nie

[C] Vive la, vive la **[F]** vive l'amour
[G7] Vive la, vive la **[C]** vive la vie
[Am] Vive l'amour **[F]** vive la vie
[G7] Vive la compag-**[C]** ↓ nie ↓



With a Little Help From My Friends (Key of D)

by John Lennon and Paul McCartney



Intro: D . . . | |

D . . . A . . | Em7 | A7 . . | D |
What would you think if I sang out of tune, would you stand up and walk out on me?

D . . . A . . | Em7 | A7 . . | D |
Lend me your ears and I'll sing you a song and I'll try not to sing out of key.

Chorus: . . . | C . . . G . . | D
Oh, I get by with a little help from my friends
. . . | C . . . G . . | D
Mmm, I get high with a little help from my friends
. . . | C . . . G . . | D | A
Mm, gon-na try with a little help from my friends -----

D . . . A . . | Em7 | A7 . . | D |
What do I do when my love is a-way (does it worry you to be a-lone?)

D . . . A . . | Em7 | A7 . . | D |
How do I feel by the end of the day? (are you sad be-cause you're on your own?)

Chorus: . . . | C . . . G . . | D
No, I get by with a little help from my friends
. . . | C . . . G . . | D
Mmm, get high with a little help from my friends
. . . | C . . . G . . | D
Mm, gonna try with a little help from my friends

Bridge: . . . | Bm . . . | E7 . . . | D . . . C . . | G . . .
Do you need a-ny-bo-dy? I need some-body to love.
. . . | Bm . . . | E7 . . . | D . . . C . . | G |
Could it be a-ny-bo-dy? I want some-body to love.-----



D . A . |Em7 | A7 . . |D|
(*Would you be-lieve in a love at first sight?*) Yes I'm certain that it happens all the time----

D . A . |Em7 | A7 . |D . .
(*What do you see when you turn out the light?*) I can't tell you but I know it's mine.

Chorus: . . |C . G . |D . .
Oh, I get by with a little help from my friends
. . |C . G . |D . .
Mmm, get high with a little help from my friends
. . |C . G . |D . .
Oh, gonna try with a little help from my friends

Bridge: . . |Bm . . . |E7 . . . |D . C . |G . .
Do you need a-ny-bo-dy? I need some-body to love.
. . |Bm . . . |E7 . . . |D . C . |G . .
Could it be a-ny-bo-dy? I want some-body to love.

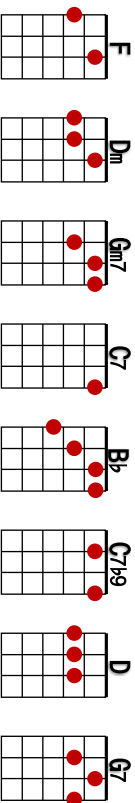
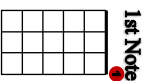
Chorus: . . |C . G . |D . .
Oh, I get by with a little help from my friends
. . |C . G . |D . .
Mmm, gonna try with a little help from my friends
. . |C . G . |D . .
Oh, I get high with a little help from my friends
. . |C . . . |G . .
Yes I get by with a little help from my friends
. . . . |Bb . . . |C . . . |D\
With a little help from my friends—————

San Jose Ukulele Club

You Send Me

Sam Cooke, 1957

YouTube video tutorial: <http://youtu.be/Yp8BhBNBL48>



Lazy simple 3/4 strum: D--D-U]

VERSE 1:

F **Dm** **Gm7** **C7**
 Darling yo-o-ou - send me
F **Dm** **Gm7** **C7**
 I know yo-o-ou - send me
F **Dm** **Gm7** **C7**
 Darling yo-o-ou - send me
F **Dm**
 Honest you do, honest you do
Gm7 **C7**
 Honest you do, woa-o-o-o-o-oh

VERSE 2:

F **Dm** **Gm7** **C7**
 Yo-o-ou - thrill me
F **Dm** **Gm7** **C7**
 I know yo-o-ou - thrill me
F **Dm** **Gm7** **C7**
 Darling, you-you-you-you - thrill me
F **Bb** **F** **F**
 Honest you do

BRIDGE:

Gm7 **C7b9** **F** **Dm**
 At first I thought it was in - fatuation
Gm7 **C7b9** **F** **Dm**
 But oh, it's lasted so long
Gm7 **C7b9** **F** **D**
 Now I find myself wanting
G7|STOP! **Gm7** **C7**
 To marry you and take you home, woa-o-o-o-o-oh

VERSE 3:

F **Dm** **Gm7** **C7**
 You, you-you-you send me
F **Dm** **Gm7** **C7**
 I know yo-o-ou - send me
F **Dm** **Gm7** **C7**
 I know yo-o-ou - send me
F **Bb** **F** **F** (second time: **F** **F**)
 Honest you do

REPEAT BRIDGE

REPEAT VERSE 3

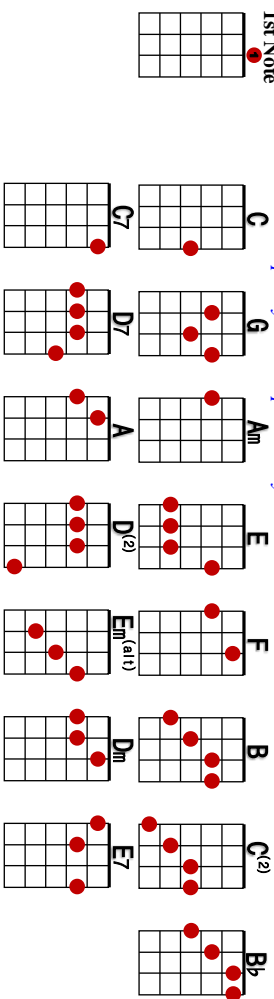
OUTTRO:



You've Got A Friend In Me

Randy Newman (from Disney's Toy Story), 1996

YourTube video tutorial: <https://youtu.be/p596PHjyA38>



INTRO:

[Bouncy consistant strum: L D-UD-UD-UD-U]

C **G** **Am** **E7** **F** **B**
| x x x | x x x | x x x | x x x |
C2 **B** **Bb** **B**
| x x x | x | x x x |

VERSE 1:

C **C7**
You've got a friend in me

F **C**
You've got a friend in me

F **C** **E7** **Am**
When the road looks - rough ahead

F **C** **E7** **Am**
And you're miles and miles from your nice warm bed

F **C** **E7** **Am**
You just remember what your old pal said

D7 **G** **C**
Boy, you've got a friend in me

D7 **G** **C**
Yeah, you've got a friend in me

G **Am** **E7** **F** **G**

VERSE 2:

C **C7**
You've got a friend in me

F **C**
You've got a friend in me

F **C** **E7** **Am**
You got troubles and I got them too

F **C** **E7** **Am**
There isn't anything I wouldn't do for you

F **C** **E7** **Am**
If we stick together - we'll see it through

D7 **G** **C**
Cus you've got a friend in me

D7 **G** **C**
You've got a friend in me

D7 **G** **C**
You've got a friend in me

BRIDGE: **B**

Am **Am**
Some other folks might be a - little bit smarter than I am

B **B**
Bigger and stronger too - maybe

Em **Dm** **G**
But none of them - will ever love you

The way I do - it's me and you, boy

VERSE 3: **C** **C7**

F **C**
And as the years go by

F **C** **E7** **Am** **[hang]**
Our friendship will never die

D7 **G** **C**
You're gonna see it's our des-ti-ny

D7 **G** **C**
You've got a friend in me

D **G** **C**
You've got a friend in me

D **G** **C**
You've got a friend in me

OUTRO: **[s-l-o-w-i-n-g]** **C** **[hang]**

G **Am** **E7** **F** **G**

Happy Trails / Aloha 'Oe Medley

Bytown Ukulele

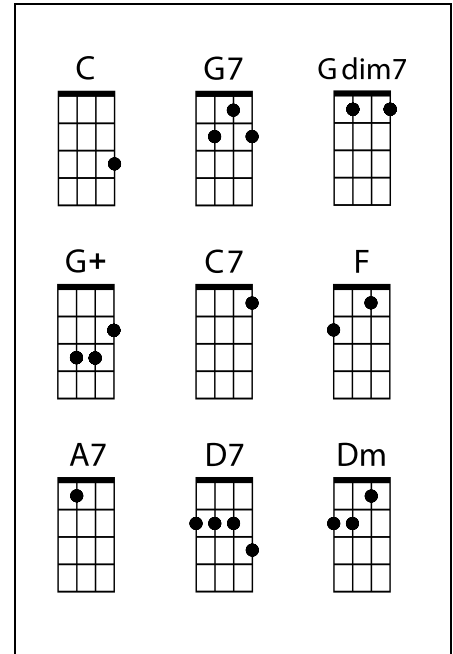
Intro: C G7 C

Chorus:

C C (C - Gdim7) G
 Happy trails to you, until we meet a-gain,
 G G (G - G+) C
 Happy trails to you, keep smilin' until then
 (C - C7) F
 Who cares about the clouds when we're to-gether,
 A7 (D7 - G7)
 Just sing a song and bring the sunny wea-ther
 C A7 (Dm - G7)C G7
 Happy trails to you, until we meet a-gain

Verse:

C A7
 Some trails are happy ones
 Dm Dm
 Others are blue
 G7 G7
 It's the way you ride the trail that counts
 G7 C
 Here's a happy one for you



Chorus:

C C (C - Gdim7) G
 Happy trails to you, until we meet a-gain,
 G G (G - G+) C
 Happy trails to you, keep smilin' until then
 (C - C7) F
 Who cares about the clouds when we're to-gether,
 A7 (D7 - G7)
 Just sing a song and bring the sunny wea-ther
 C A7 (Dm - G7)C G7
 Happy trails to you, until we meet a-gain

F F C C
 A-loha Oe, fare-well to thee
 G7 G7 C C7
 Thou charming one who dwells among the bow-ers
 F F C C
 One fond embrace, be-fore I now depart
 G7 G7 (C - F)C G7
 Un-til we meet a-gain
 C A7
 And happy trails to you,
 (Dm - G7)C C\G7\ C\
 Till we meet a-gain